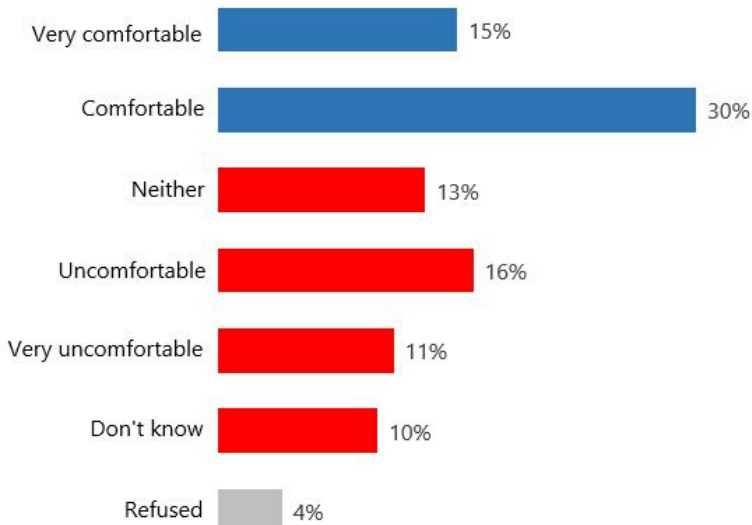


Workplace Sexual Harassment Prevention - Omnibus survey results (December 19th, 2019)

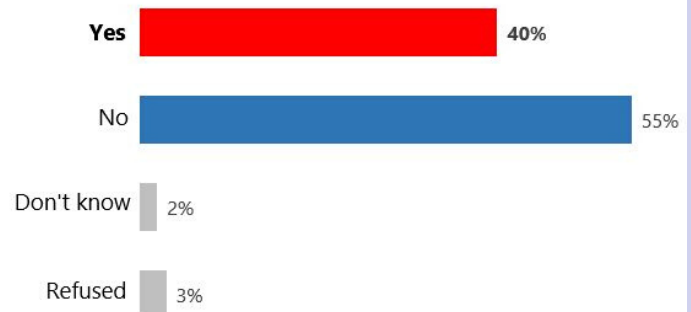
Overall Results

In total, **402 people living in Saskatchewan responded to six questions** about sexual harassment in the workplace. The purpose of this survey was to establish a baseline for future measurement of the Workplace Sexual Harassment Prevention Program and to help guide future program activity design. **Below are the main results:**

A combined 45% reported that they were either **very comfortable or comfortable** with **recognizing sexual harassment in the workplace**, but a **combined 50%** were either **neutral, uncomfortable, very uncomfortable, or didn't know**.



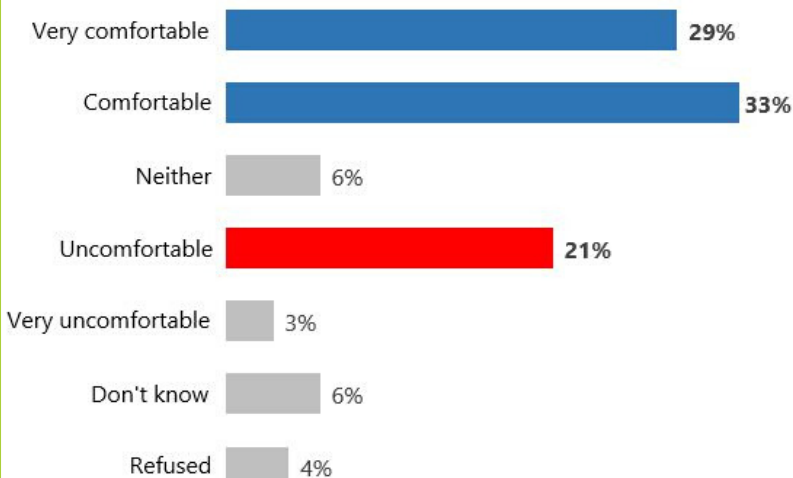
40% of respondents said that they, or someone they know, **have been a victim of workplace sexual harassment**.



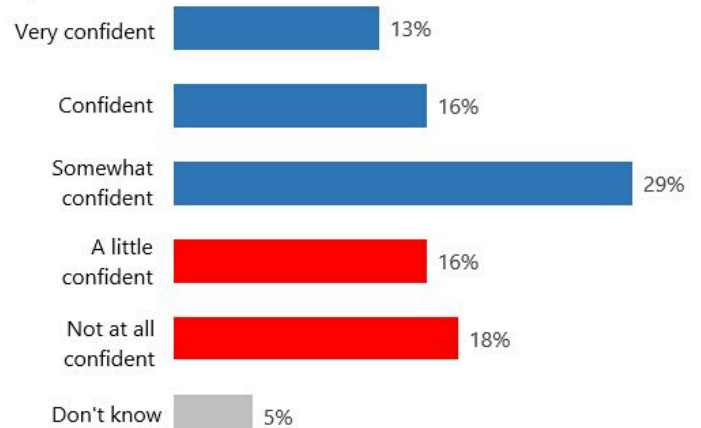
When asked what percentage of Saskatchewan employees they think experience sexual harassment in the workplace, the average response was...

34% of all Saskatchewan employees

The **majority** of respondents reported **feeling comfortable** with **reporting sexual harassment in their workplaces**, but **21% of respondents** reported that they were **uncomfortable**.

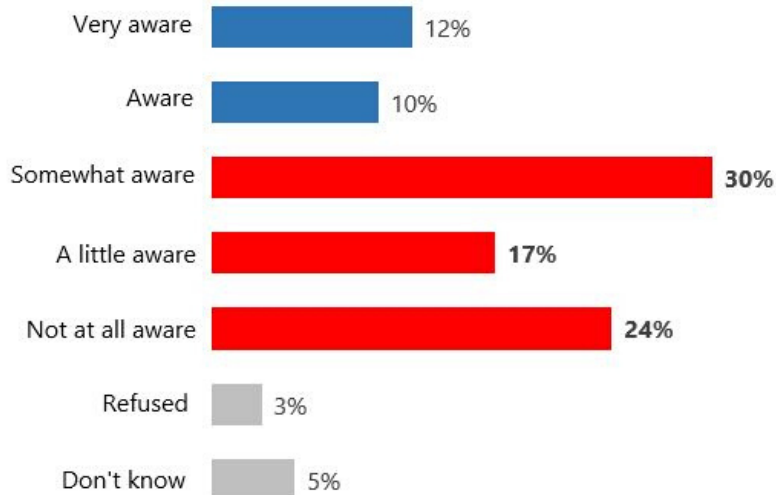


Many respondents were **at least somewhat confident** in the **legal steps to take** if they (or someone they knew) experienced sexual assault in the workplace. However, **a combined 34%** were **less confident** in the legal steps to take.



Overall Results - Continued

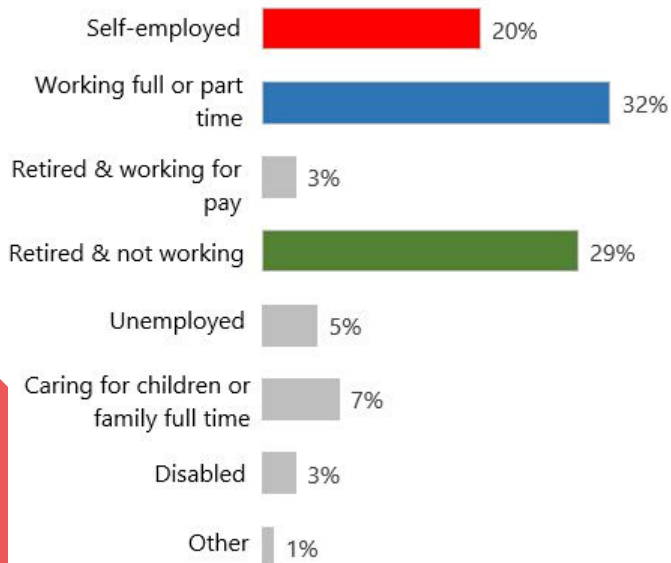
A **combined 71%** of respondents indicated that they were only **somewhat, a little, or not at all aware** of **resources and supports for when someone experiences workplace sexual harassment**. **Only 12%** of respondents answered that they were **very aware**.



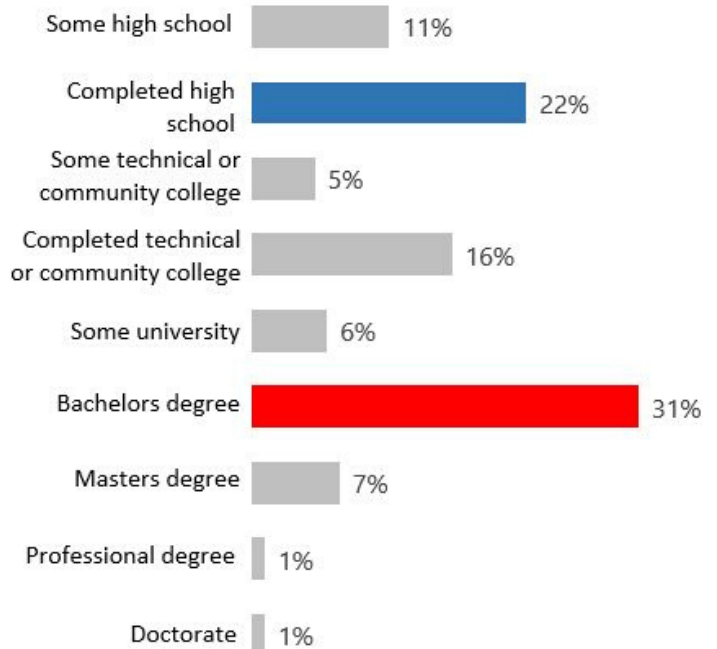
Who Answered the Survey?

General demographics of this survey are presented below to help provide context for the results displayed above.

The **majority** of respondents were either **self-employed, working full or part time, or retired and not working**.

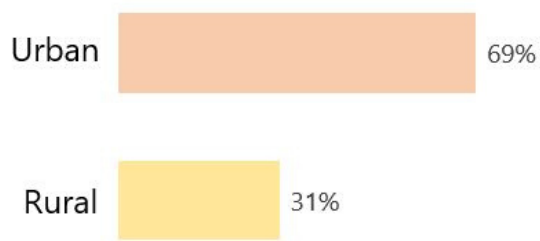


The highest level of education among the **majority** of respondents was either **completion of high school** or a **bachelor's degree**.




Who Answered the Survey - Continued


Urban vs. rural breakdown



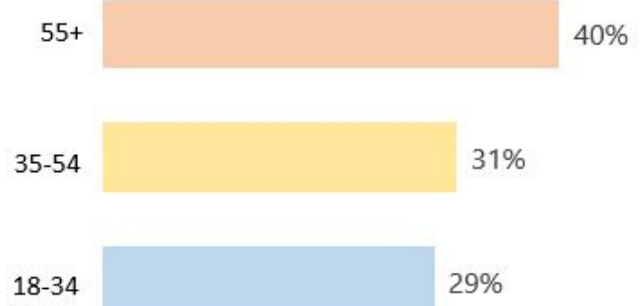
Do you identify as Métis, First Nations, or Inuit?



Sex breakdown



Age breakdown



Location breakdown

